


Name \_\_\_\_\_




OVER • LEVEL aa • 1

SKILL: SEQUENCE EVENTS


**INSTRUCTIONS:** Have students cut out the pictures and paste them on page 2 in the order in which they happened in the book.

Name \_\_\_\_\_


1.




2.



3.



4.

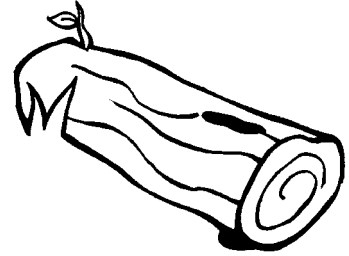



OVER • LEVEL aa • 2



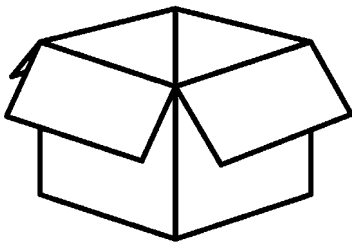
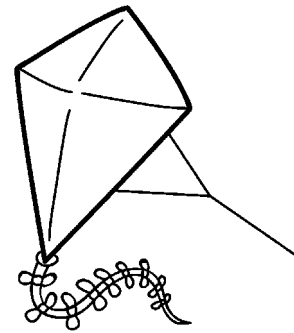





SKILL: SEQUENCE EVENTS

**INSTRUCTIONS:** Have students paste the pictures from page 1 in the correct sequence in the boxes provided.

Name \_\_\_\_\_











OVER • LEVEL aa • 3



SKILL: RHYME

**INSTRUCTIONS:** Have students circle the pictures in each row that rhyme.

Name \_\_\_\_\_



OVER • LEVEL aa • 4

SKILL: DISCRIMINATE LONG /O/

**INSTRUCTIONS:** Make copies of the picture cards, cut them out, and have students sort them according to which ones have the long /o/ sound and which ones don't.